

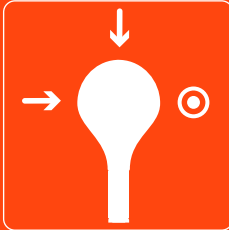
WP400 Probe

1 Hz - 400 kHz



- Electric & Magnetic field measurement
- Isotropic & True RMS measurement
- Spectrum analysis probe
- Measurements in accordance with International Standards
- 100 cm² sensor

- 1 Hz - 400 kHz
- E & H
- RMS
- ISOTROPIC



Power grid
Measurement of the exposure to EM fields at transformer stations and high-voltage lines.



Railway
Measurement of EM fields in trains and in the railway environment with respect to human exposure.



Industry
Assessment of workers' exposure to EM fields in all kind of manufacturing facilities.



Technical Specifications

	Electric Field	Magnetic Field
Part Number	WWP1001	
Sensor type	Isotropic patented electrodes	
Frequency range	1 Hz - 400 kHz	1 Hz - 400 kHz
Field Strength Mode		
Measurement range	1 V/m to 100 kV/m	50 nT - 30 mT @ 50 Hz 50 nT - 10 mT (100 Hz - 10 kHz) · Upper range increases linearly with decreasing frequency below 100 Hz. · Upper range decreases linearly with increasing frequency above 10 kHz.
Graphical display	RMS, Axis Values, AVG, MAX, MIN, PEAK, RMS time graph	
Peak value	digital realtime	digital realtime
Resolution	< 0.4 mV/m above 8 Hz	< 0.1 nT (at 50 Hz) and < 0.05 nT above 100 Hz
Noise level	< 1 V/m (10 Hz - 400 kHz)	< 50 nT (10 Hz - 400 kHz)
Weighted Peak Method mode		
Measurement range	200 % (min)	200 % (min)
Graphical display	PEAK (%), AXIS VALUES (%), AVG (%), MAX (%), MIN (%), RMS (%), Time graph	
Standards/Limits	EU Directive 2013/35/EU, IEEE, ICNIRP, BGV B11. Easy software update to future modifications and to other limits.	



WP400 Probe

1 Hz - 400 kHz



Technical Specifications

	Electric Field	Magnetic Field
FFT Mode		
Measurement range	4 mV/m – 100 kV/m	0.5 nT - 30 mT @ 50 Hz 0.5 nT - 10 mT (100 Hz - 10 kHz) · Upper range increases linearly with decreasing frequency below 100 Hz. · Upper range decreases linearly with increasing frequency above 10 kHz.
Graphical display	Frequency analysis, total field and axis	
SPAN (Resolution)	400 Hz (1 Hz) - 4 kHz (10 Hz) - 40 kHz (100 Hz) - 400 kHz (1 kHz)	
Noise level	< 4 mV/m	< 0.5 nT
FFT	1024 point FFT	
General specifications		
Isotropy	± 5 %	± 4 %
Typical Uncertainty (1)	8 % (0.67 dB)	7.2 % (0.60 dB)
Temperature deviation [typ. At 50/60 Hz] (referred to 25 °C, 50 % relative humidity)	- 0.005 dB/°C (- 15 °C to 40 °C)	- 0.003 dB/°C (- 15 °C to 25 °C) + 0.003 dB/°C (25 °C to 40 °C)
Sampling rate	1.024 MHz (over 1 million samples/second)	
Damage level	> 200 kV/m	> 2000 mT up to 60 Hz Damage level decreases linearly with increasing frequency above 60 Hz
Linearity	± 1 % (typ.) ± 2 % (max.)	
Weight	425 g / 0.937 lbs	
Probe size	280 mm x 128 mm Ø	
Calibration period	24 months (recommended)	

(1) Total, counting isotropy, temperature deviation, resolution, frequency response, linearity, repeatability.



Compatible with **SMP3**, **SMP2**



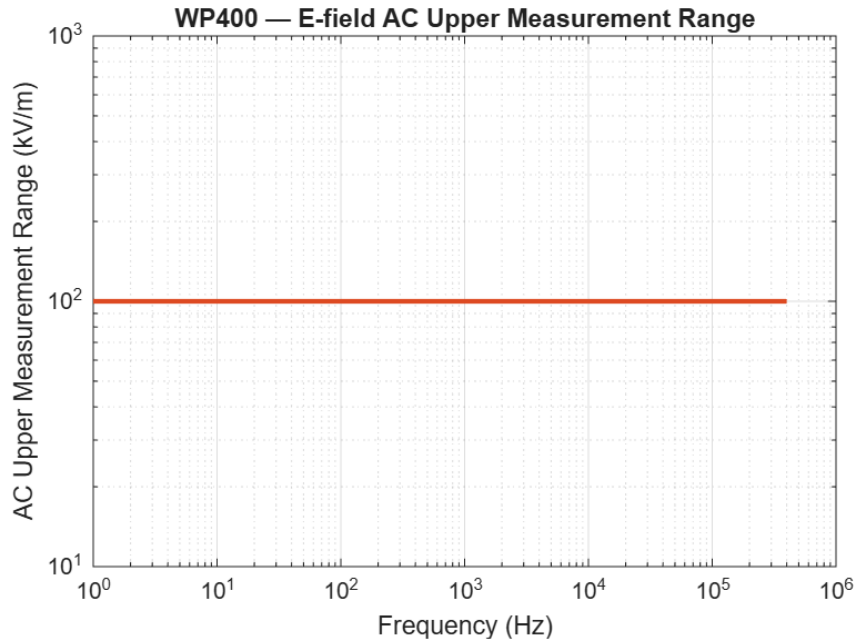
WP400 Probe

1 Hz - 400 kHz

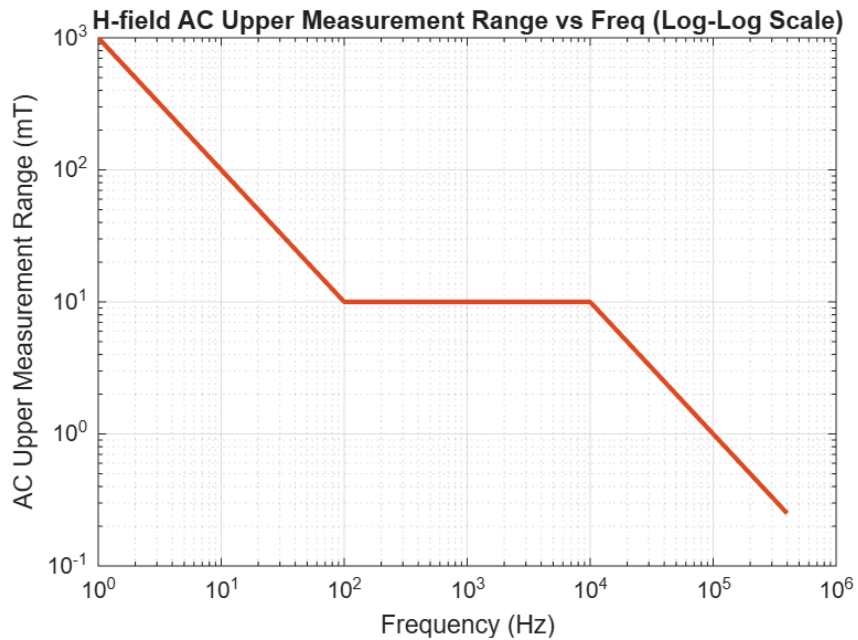


Measurement Range Graph

E Field:



H Field:



WP400 Probe

1 Hz - 400 kHz



Probe axes orientation



WP400_EN_2603_V2.6